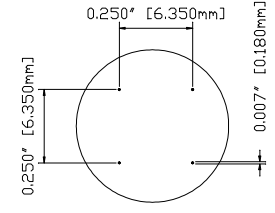
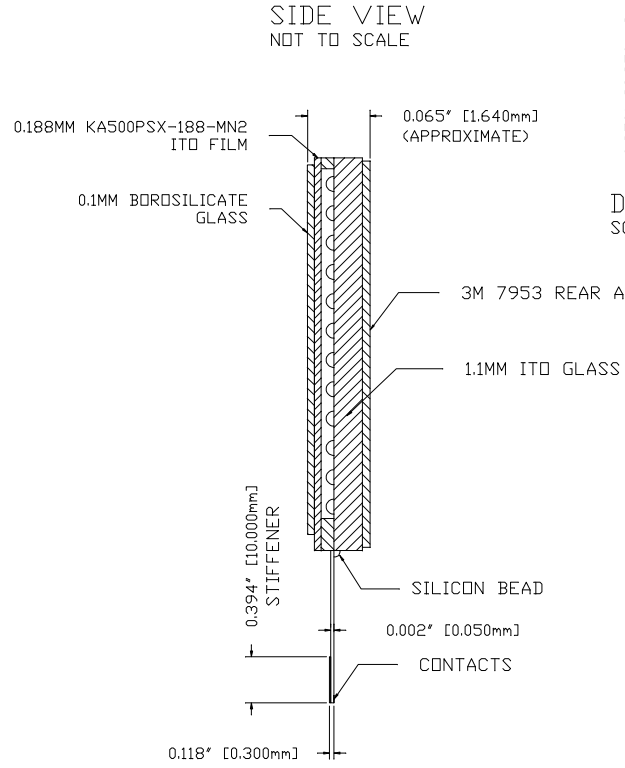
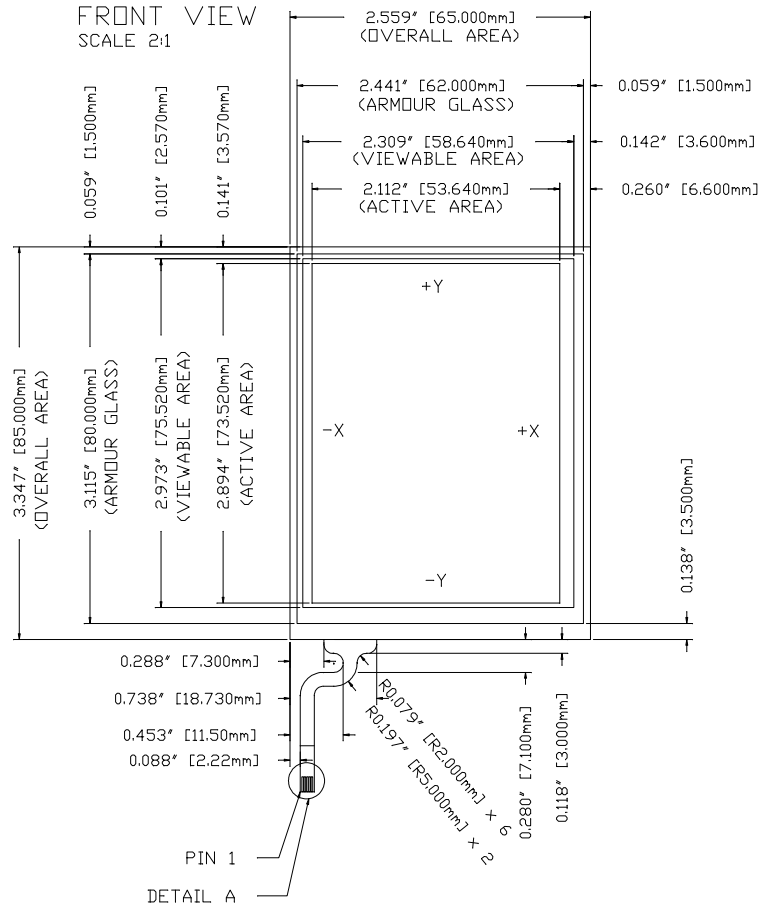
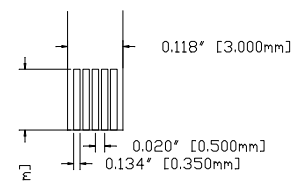


THIS DRAWING AND ITS CONTENTS, INCLUDING THE USE OF ANY TRADEMARKS, ARE THE PROPERTY OF A.D. METRO AND IS PROVIDED FOR INFORMATION ONLY AND IS NOT TO BE REPRODUCED OR TRANSMITTED IN ANY FORM OR BY ANY MEANS, ELECTRONIC OR MECHANICAL, INCLUDING PHOTOCOPYING, RECORDING, OR BY ANY INFORMATION STORAGE AND RETRIEVAL SYSTEM, WITHOUT THE WRITTEN PERMISSION OF A.D. METRO.

REVISIONS			
LET	DESCRIPTION	DATE	BY
A	INITIAL RELEASE	03-31-08	DZ
B	CHANGED DOT SPEC TO ULTRA	05-07-08	DZ
C	MODIFY AA, UPDATE DRAWING	04-23-09	DZ



PIN	DESC
1	+Y
2	+X
3	-Y
4	-X
5	NOT USED



- NOTES:**
- SUBSTRATE: 1.1MM ITO GLASS
  - ALL DIMENSIONS IN INCHES (MILLIMETERS)
  - SAFETY SEAM ON ALL EDGES
  - CABLE: 4-PIN FPC TYPE
  - CONNECTOR: ZIF TYPE WITH 1MM PITCH
  - TOUCH SCREEN TO BE ACTIVATED WITHIN ACTIVE AREA ONLY
  - TOTAL SENSOR THICKNESS: 0.065" [1.640MM] APPROXIMATE

**ADmetro** A D METRO - 1181 PARSIFEN ST - OTTAWA, ONTARIO

**AD3.5ULTRA**

DESIGN BY: DZ	PROJECT/ASSET No.:	TITLE:
DATE: 04-23-09	--	SHEET: 1 SHEETS: 1
PROJECT NAME:	PART No.:	
AD-3.5-4RU	AD-3.5-4RU-JUN-100	

10 NOT SCALE DRAWING